

ACCUDROP™ 500 LB. CAPACITY DROP TESTER

Precision drop testing at an affordable price. We call it the ACCUDROP™ 500 drop tester. This drop tester represents the ultimate in product and package performance testing and is designed to meet a wide variety of global testing needs.

TEST WITH CONFIDENCE

Model AD-500 is one of three models in the ACCUDROP™ Series. It helps determine the ruggedness of packages and the effectiveness of their interior cushioning when exposed to impact during material handling. The effects of dropping are easily duplicated in a laboratory setting using controlled and precise flat, corner, and edge drop tests.

Complies with ISTA, ASTM, ISO, MIL STD, and other internationally recognized test standards.

MODEL AD-500 ACCUDROP™ FEATURES

Hydraulic Lifting System with Three-Tine Vertical Drop Action

- 500 lbs (227 kg) maximum payload capacity
- 30" (762 mm) maximum package exterior dimension
- 48" W x 30" D (1219x 762 mm) steel impact surface
- 2" - 30" (51- 762 mm) adjustable drop height (custom heights available)
- Drop height indicator scale allows drop height to be read from floor level
- Hand held pendant for initiating the drop
- Valve lever raises or lowers the support carriage in an appropriate position
- Versatile package height and width
- Package Holding Fixture holds package in correct orientation prior to drop
- Operator Safety Guard for preventing possible injury

DROP
With
CONFIDENCE




Three-Tine Support Carriage



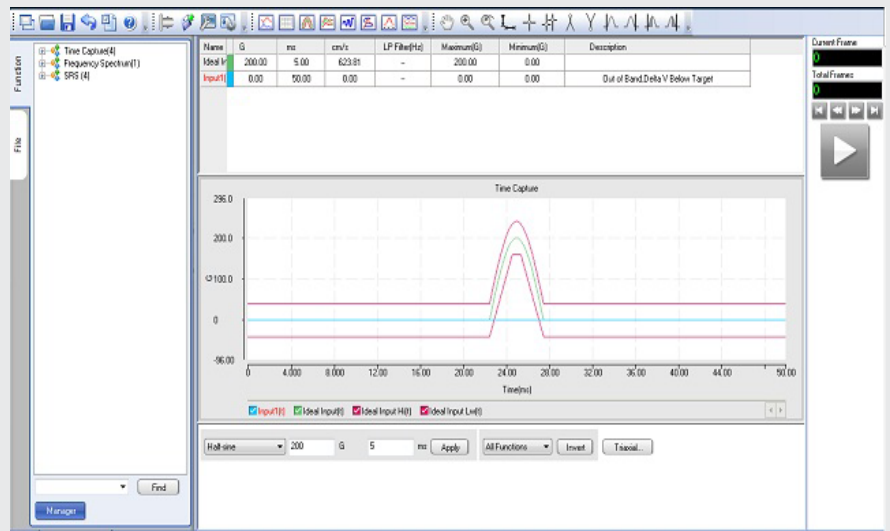
AD-500 ACCUDROP™ OPTIONS

- Extended drop height
- Enlarged base plate for larger packages
- Extended support tines for wider packages
- International power requirements/CE Compliance
- Wooden base plate for MIL STD 810 testing
- Safety Fence

SAFETY FENCE

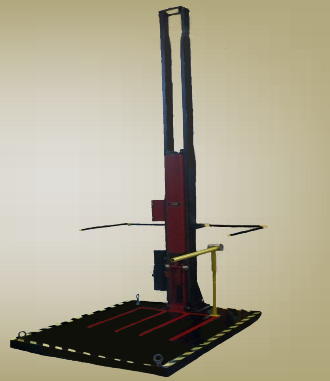


DAS-105 DATA ACQUISITION SYSTEM:
DROP & SHOCK



STANDARD SPECIFICATIONS

AD-500



Payload Capacity	500 lbs / 227 kg
* Drop Height	2-30 in / 51-762 mm
Package Size	30 in / 762 mm (D)
* Impact Zone	48x30 in / 1219x762 mm (WxD)
* Utility Requirement	220V/230V/3PH/60Hz or 380V/3PH/50Hz, 10 Amp
Machine Weight	2,000 lbs / 907 kg
Machine Dimensions	78x48x44 in/2x1.2x1.1 m (HxWxD)

* Please consult us for non-standard specifications.

Due to our continuous commitment to product development, the above specifications and features may be modified without notice.

