

IMV VIBRATION TEST SYSTEMS **K** series

Water cooled Vibration Test Systems

K062 / SA8AM EMK0622A



K series vibration test system is ideal for testing of large sized specimen with high acceleration test requirements, in the field of electronic assemblies, automotive parts, aviation, avionics parts satellite. K series is designed to meet international test standards including IEC, ISO and JIS.

IMV's patented upper (armature) support system; Parallel Slope Guide has improved the durability of the system extending the lifetime of the upper guidance system, with a lifetime of up to several times greater than the other standard shaker. Extended displacement available up to 100 mm (4 inch) with K series.



① High Excitation Force and Long Stroke

Force rating up to 200 kN, wide frequency range up to 3,000. To allow long stroke testing, maximum displacement 100 mm (4 inch) is available with K125LS shaker.



■ PSG guide system

② Easy maintenance

- All connections of electricity and water are in the upper part of the armature.
- It is easy to inspect and change the armature



③ Improvement of Testing Environment

No exhaust noise of the cooling blower. Further, with the operation of intelligence Shaker Management (ISM), EM range can reduce power consumption and CO2 emissions automatically.

eco-shaker



System Specifications

System Model		K062/SA8AM	EMK0622A
Frequency Range (Hz)		0-2500	
Rated Force	Sine (kN)	61.7	
	Random (kN rms) *1	61.7	
	Shock (kN)	123.4	
Maximum Acc.	Sine (m/s ²)	1000	
	Random (m/s ² rms)	700	
	Shock (m/s ²)	2000	
Maximum Vel.	Sine (m/s) *3	2.0	
	Shock (m/s peak)	2.0	
Maximum Disp.	Sine (mmp-p)	51	
	Maximum Travel (mmp-p)	60	

Vibration Generator (K060)

Armature Mass (kg)	40
Armature Diameter (φ mm)	400
Armature Resonance (Hz)	1900
Allowance Eccentric Moment (N·m)	980
Maximum Payload (kg)	1000
Mass (kg)	3700

*1) Random force ratings are specified in accordance with ISO5344 conditions.

*2) Power supply: 3-phase 380/400/415/440 V, 50/60 Hz. A transformer is required for other supply voltages.

*3) If the tests (Sweep or Spot) include high velocity, the maximum velocity value should be reduced to 1.4 m/s.

* The specification shows the maximum system performance.

For long-duration tests, de-rating by up to 70 % must be applied.

Continuous use at maximum levels may cause failure.

* In the case of Random vibration test, please set the test definition of the peak value of acceleration waveform to be operated less than the maximum acceleration of Shock.

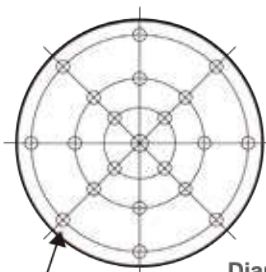
* Frequency range values vary according to sensor and vibration controller.

Heat Exchanger

System Model		VE-HE-70-SA
Mass (kg)		400
Environmental Data		
Power Requirement (kVA) *2		87
Input Voltage Supply (3 φ, V)		380/400/415/440
Compressed Air Supply (Mpa)		0.6
Facility Cooling Water Flow (l/min)		260 at Δt = 5°C 77 at Δt = 12°C
Working Ambient Condition	Temperature (°C)	0 - 40
	Humidity(%RH)	0 - 85

Power Amplifier

System Model		SA8AM-K60	EM8AM-K60
Maximum Output [kVA]		60	60
Mass [kg]		1350	1400

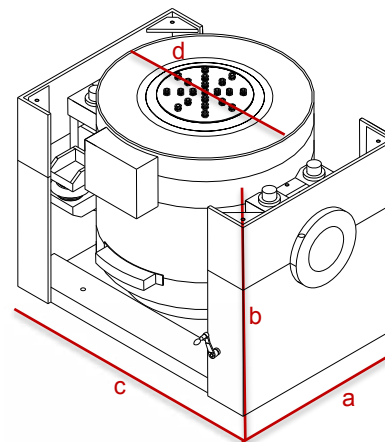


21-M16 Depth 40

Diameter φ400
unit: mm

(P.C.D.100, 200, 315)

K060



Shaker

Model: K060

a: W 1380 mm

b: H 1085 mm

c: D 1000 mm

d: 900 φmm

Amplifier

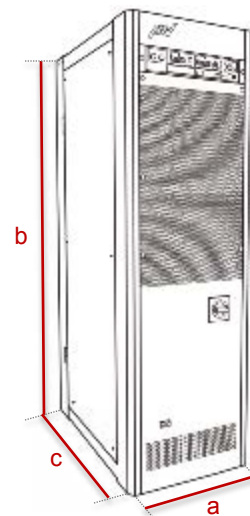
Model: SA8AM-K60

Model: EM8AM-K60

a: W 1160 mm

b: H 1950 mm

c: D 850 mm



Heat Exchanger

Model: VE-HE-70-SA

a: W 580 mm

b: H 1700 mm

c: D 850 mm

